

**Hercules II Commercial Vertical Platform Lift
EVALUATION/ORDER FORM**



Date _____
 Sales Representative _____
 Name _____
 Address _____
 City _____ State _____ Zip _____
 Phone _____ Fax _____
 Email _____

Quote Order
 Shipping Method:
 Pick-up Common Carrier
 Flatbed w/Forklift Yes No

Account Number _____
 Projected Close Date _____
 Purchase Order Number _____
 Ship To Address _____

Contact _____
 Phone _____
 Application: Residential - Single Family Home
 Commercial
 Opportunity Reference / Project Name _____

Model

CPL400 - (53" max) Unit enclosed by others
 CPL600 - (77" max)
 CPL800 - (101" max)
 CPL1000 - (125" max)
 CPL1200 - (149" max)
 CPL1400 - (171" max)
 Exact Lifting Height _____ inches (measured from top landing to floor). *Note: measure from inside pit*
 Middle Lifting Height _____ inches (For 3-Stop Orders)

Ramps

CPL065 - Auto-Folding
 Fixed Ramp - (Standard on CPL models)
 Unit will be in a 3" pit

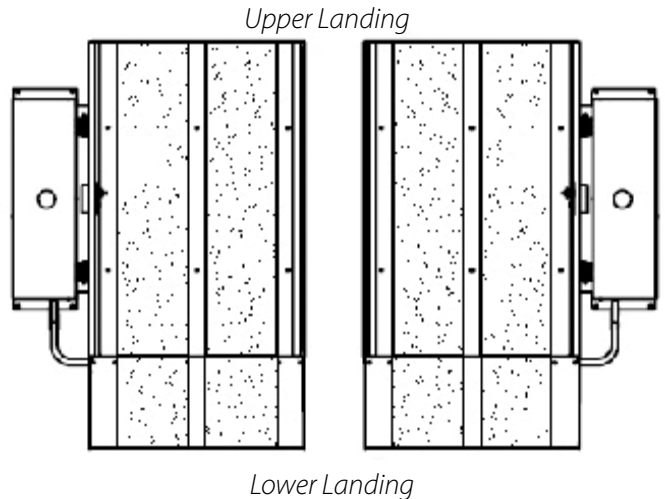
Platform Configuration

Straight Through (Standard 36" x 54")
 CPL050 - 36" x 48" Platform
 CPL051 - 36" x 60" Platform
 VPL3654 - 36" clear x 54" Platform
 CPL052 - 42" x 60" Platform
 CPL058 - 42" x 54" Platform
 CPL054* - Enter/Exit Same Side
 CPL053 - 36" x 54" 90° Exit Platform (L/R Enter/Exit)
 CPL057 - 36" x 60" 90° Exit Platform (L/R Enter/Exit)
 CPL059 - 42" x 54" 90° Exit Platform (L/R Enter/Exit)
 CPL055 - 42" x 60" 90° Exit Platform (L/R Enter/Exit)

* Not available for lift heights under 8'

Tower Orientation

Left Hand Right Hand



Drive Power **Power Supply**

AC Power (Standard) 120v.....60 hz
 DC Power CPL030
 (Includes Batteries)

Controls

PL016 - Call/Send Control (Each)- Quantity _____
 PL017 - Wireless Call/Send Controls (pair)
 (N/A in Gate Frame)
 CPL015 - Key Lock Upgrade for Control - Quantity _____
 CPL021 - 3 Stop Control Package with E-Stop Alarm
 (Includes 3 call only controls)
 CPL011 - Emergency Stop Alarm and Lighted button

Top Landing Gates

- CPL002L - Top Landing Gate w/ EMI Interlock and Call/Send - 36" Wide - LH
- CPL002R - Top Landing Gate w/ EMI Interlock and Call/Send - 36" Wide - RH
- CPL003L - 36" Top Landing Gate w/ EMI Interlock - LH
- CPL003R - 36" Top Landing Gate w/ EMI Interlock - RH
- CPL006L - Top Landing Gate w/ EMI Interlock and Call/Send - 42" Wide - LH
- CPL006R - Top Landing Gate w/ EMI Interlock and Call/Send - 42" Wide - RH
- CPL007L - Top Landing Gate w/ EMI Interlock 42" Wide - LH
- CPL007R - Top Landing Gate w/ EMI Interlock 42" Wide - RH

Platform Gates

- CPL004L - Platform Gate w/ EMI Interlock - 36" - LH
- CPL004R - Platform Gate w/ EMI Interlock - 36" - RH
- CPL077L - Platform Gate w/ EMI Interlock - 42" Wide - LH
- CPL077R - Platform Gate w/ EMI Interlock - 42" Wide - RH
- CPL090L - Platform Gate w/ EMI Interlock for 90° Platform - LH
- CPL090R - Platform Gate w/ EMI Interlock for 90° Platform - RH

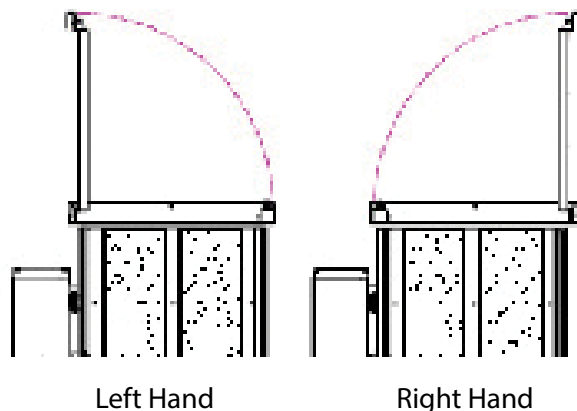
Note Commercial Application

Platform gate only allowed on max lift height of 60"
by ASME A18.1 - Section 2.1.3, (Rule 2.7)

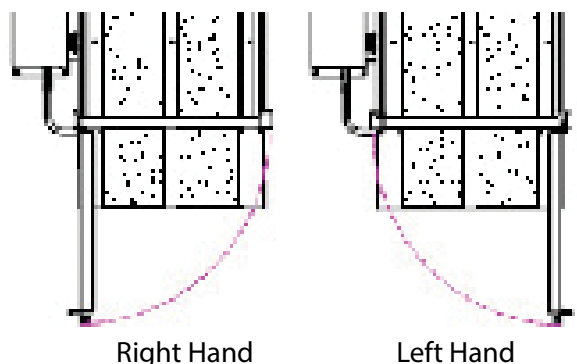
Hoistway Doors

- CPL005L 36" Fire-rated Flush Hoistway Door w/ EMI Interlock - LH Top Middle Bottom
- CPL005R 36" Fire-rated Flush Hoistway Door w/ EMI Interlock - RH Top Middle Bottom
- CPL005L-ES 36" Fire-Rated Flush Hoistway Door w/ Electric Strike - LH Top Middle Bottom
- CPL005R-ES 36" Fire-Rated Flush Hoistway Door w/ Electric Strike - RH Top Middle Bottom

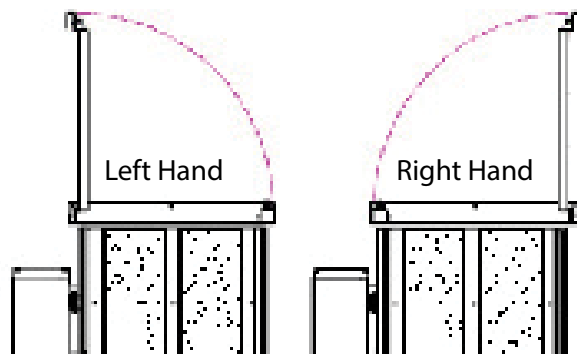
Top Landing Gate/Door Swing



Platform Gate/Swing



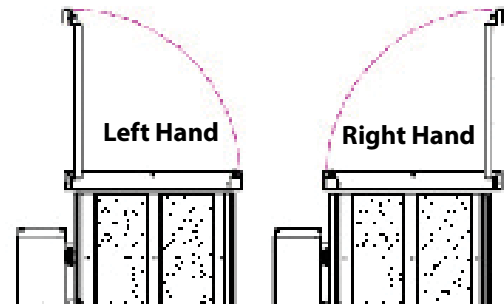
Landing Door Swing



Hoistway Doors (con't)

- CPL042L - 42" Fire Door w/ EMI Interlock - LH
 - Top Middle Bottom
- CPL042R - 42" Fire Door w/ EMI Interlock - RH
 - Top Middle Bottom
- CPL042L-ES 42" Fire-Rated Hoistway Door w/ Electric Strike - LH
 - Top Middle Bottom
- CPL042R-ES 42" Fire-Rated Hoistway Door w/ Electric Strike - RH
 - Top Middle Bottom

Landing Door Swing



Electric Strike/Interlocks For Doors By Others

- CPL008WR - Wiring for Interlocks provided by others—Per Landing. Harmar only recommends Interlock by Honeywell (CDILBS1W and CDIRBS1W)
- CPL008L - EMI Interlock for Door/Gate —(Honeywell CDILBS1W) - LH
- CPL008R - EMI Interlock for Door/Gate Provided—(Honeywell CDIRBS1W) - RH
- CPL009L - Flush Mount Electric Strike for Doors by Others - LH
- CPL009R - Flush Mount Electric Strike for Doors by Others - RH
Please provide Door Jamb Material
 - Metal Wood
- CPL016 - Keyed Dead Latch for use with Flush Mount Electric Strike - Each

Optional Equipment

- CPL022 - Pit Switch
- CPL026 - Float Level Switch
- CPL060 - Fascia Panel - Lift Height Required (10-14 day lead time - 41" wide) _____ Height in Feet (1" less than exact lift height)
- CPL075 - Phone Jack
- CPL076 - Emergency Light
- CPL062 - Tower Brace
- CPL078 - Auto Opener for Top Landing or Platform Gate QTY _____
- CPL079 - Auto Opener for Full Door QTY _____
- VPL175* - Premium Finish-base unit (1st 4')
- VPL175-G* - Premium Finish-Gate
- VPL177* - Premium Finish-cost per foot Qty _____ (Over 4')
- VPL160* - Custom Color RAL Color # _____ (www.ralcolor.com)

*Additional lead time required.

DRAWING FOR APPROVAL

An application-specific drawing is requested and **production will be scheduled after return of signed approval drawing.** Upcharge if lift is not ordered within 90 days of drawing submission.

DRAWING FOR PRESENTATION

An application-specific drawing is requested and **order will be scheduled immediately for production.**

Note - CPL units are shipped laying down. CPL units will require a loading dock or arrangements can be made to pick up at the terminal.

NOTES

ADDITIONAL INFORMATION

The product you are about to order will be carefully inspected at the factory to assure every component is correct and undamaged. It ships F.O.B. Missouri, meaning it becomes the property of the receiver upon leaving our factory. Therefore it is incumbent on you, the receiver, to carefully inspect the package to assure it has been delivered in good order and is undamaged.

Prior to signing for the shipment, inspect the package carefully.

VISIBLE DAMAGE: You must note any visible damage on the freight bill. If product damage is obvious, we recommend a further immediate inspection to see what other damage may be concealed, and this also must be written on the freight bill.

CONCEALED DAMAGE: If no damage was immediately evident, but is found later (within 48 hours), stop what you are doing and call the freight company immediately to report concealed damage.

Pictures of the damage are great support in any freight claim and are strongly recommended. Failure to take these steps may preclude your ability to be reimbursed for any damage in transit. We have personnel available to assist with this process Monday – Friday, 7:30am – 5:00pm EST by calling 800-922-3659.

On all VPL orders, AmeriGlide will only warranty and support the Honeywell EMI part no. CDILBS1W or CDIRBS1W.

Thank you for your business!



I have read and understand the above:

Date: _____

Print Name: _____

Sign Name: _____

AmeriGlide Vertical Platform Lifts are designed to meet ANSI/ASME A18.1 Performance Safety Standards when properly equipped. While AmeriGlide Vertical Platform Lifts meet national standards, it is imperative to check State and Local code requirements before installing to ensure compliance. All State and Local compliance is the responsibility of the purchaser. Some states may require fees for site preparation and permits. AmeriGlide Vertical Platform Lifts should only be installed by a certified, professional Harmar installer. If the Vertical Platform Lift is installed by any other means, the purchaser and installer assume responsibility for issues that may arise involving improper installation.