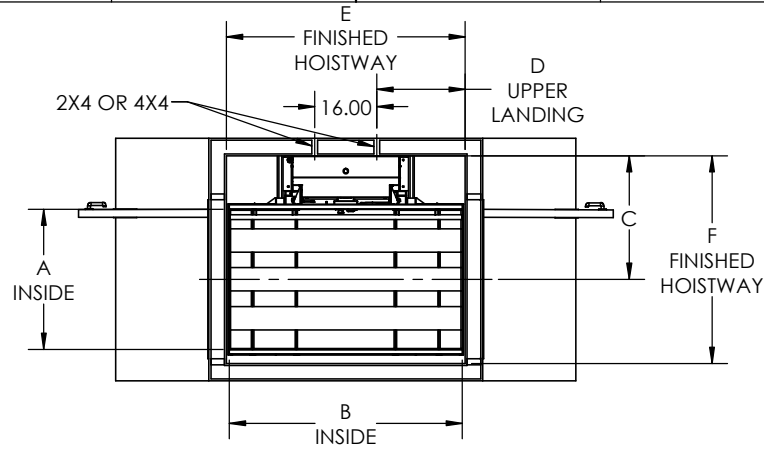
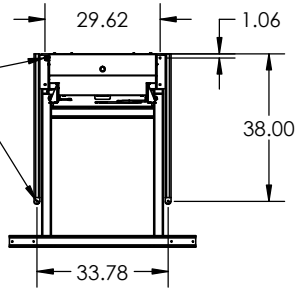


ANCHOR LOCATIONS - 4 PLACES



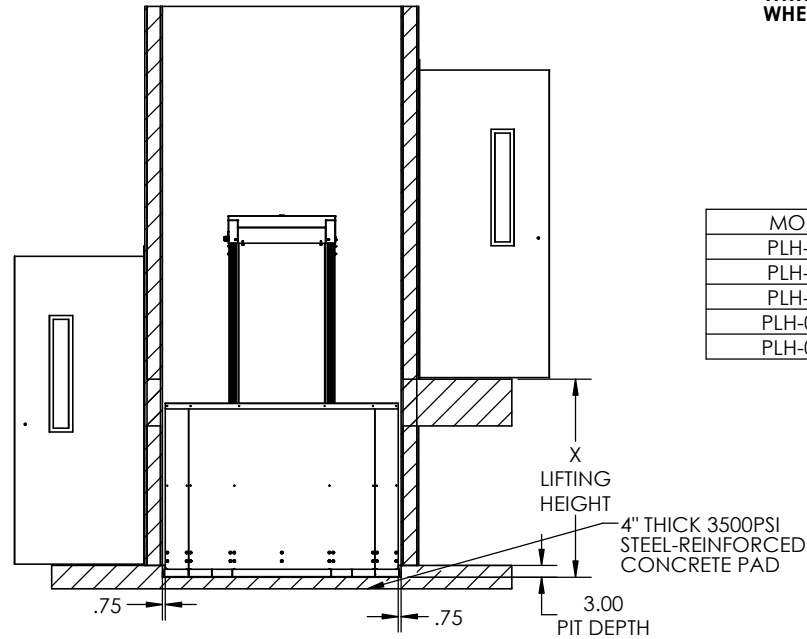
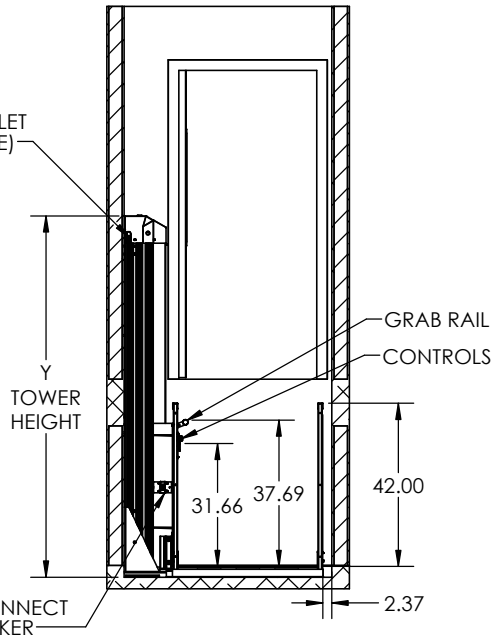
Specifications  
 Model: VP19  
 Rated Load: 750 lbs  
 Drive: Dual winding cable drums / 24 VDC  
 500 watt motor w/brake  
 Supply Power: 120 VAC 15A  
 Operating Power: 24 VDC (DUAL 12V 10AH BATTERIES)  
 Control Power: 5 VDC  
 Platform: 36" x 48" (36" x 54") (36" x 60") (42" x 60")  
 Lift Height: 1" - 144"  
 Speed: 15-18 fpm  
 Controls: Constant pressure  
 Safety Standards: ASME A18.1, Section 2  
 CSA B44.1/ASME A17.5  
 Safety Features: Safety pan, final limit, slack cable brake, emergency stop w/alarm

PLATFORM SIZE	A	B	C	D	E	F
36X48	36.25	48.00	31.81	16.75	49.50	53.50
36X54	36.25	54.00	31.81	16.75	55.50	53.50
36X60	36.25	60.00	31.81	22.75	61.50	53.50
42X60	42.25	60.00	34.81	22.75	61.50	59.50

DIMENSIONS AND SPECIFICATIONS SUBJECT TO CHANGE

**DESIGNED TO COMPLY WITH ANSI A18.1 PART 2 WHEN PROPERLY INSTALLED**

120VAC INLET (EITHER SIDE)



MODEL	X	Y
PLH-048	48	93.06
PLH-072	72	117.06
PLH-096	96	141.06
PLH-0120	120	165.06
PLH-0144	144	189.06



TITLE:  
 PLATFORM LIFT - HOISTWAY PITTED

SIZE	DWG. NO.	REV
B	TYP-PLH-P	

01/24/2019

SCALE: WEIGHT: SHEET 1 OF 1